


Summer Reading Program – Entering 7<sup>th</sup> Graders  
Theme: Family and Friends

**Required Reading Book**

	<p><b><u>Dunk</u></b> by David Lubar: The slightly tawdry world of boardwalk arcades along the New Jersey shore is just one of the attractions of Lubar's (Hidden Talents) engrossing novel. From the first moment soon-to-be-11th-grader Chad hears the boardwalk clown hurling insults ("His voice ripped the air like a chain saw," the novel begins), the teen is mesmerized. The "bozo," whose witty barbs lure passersby to try and drop him into a water tank, represents all that Chad is not: "Nobody ignored him. Nobody looked down on him or told him he was a loser." The boy adds working as a bozo to his list of goals-along with seeing a certain girl again-for what he hopes will be "the greatest summer of his life." But plans go awry when a rival beats him to the romance punch, his best friend is struck with a life-threatening illness, and Chad has run-ins not only with the police but also with the bozo himself, a troubled man who sublets a room in Chad's house. As Chad surmounts each challenge, he shakes off the shadow of his deadbeat absent father and learns the difference between "a laugh that can cut you up worse than a knife" and laughter that heals. Lubar ably charts a watershed summer between boyhood and manhood; the boardwalk bozo serves as a deft metaphor for the power and control for which adolescents hunger.</p>
--	---

**Additional Reading Book**


You **must** choose a second book under the same theme of "Family and Friends."

**Requirements**

1. Read both *Dunk* and your choice book, which is under the same theme.
2. Reflect in writing on the following items from **each of the books**:
  - Connections: text-text, text-world, and text-self
  - Description of 1 conflict (character vs. character, character vs. self, character vs. nature, character vs. animal, or character vs. society)
  - Setting, plot, characterization
3. Locate five or more additional and varied resources related to the same theme (e.g. choose an assortment of the following: newspaper/magazine articles, Internet sources, pamphlets, short stories, poems) and explain how each different resource relates to the theme.
4. Locate graphics and images to support novel and theme.
5. Produce **one project** presenting your written reflections (plus quotes from the book) and the additional resources found on the theme of "Family and Friends" and how it relates to both books.
  - Choose one of the following options to present your findings:

➤ Glogster (virtual poster)	➤ PowerPoint
➤ Magazine Page Layout/Article	➤ Scrapbook
➤ Newspaper Page Layout/Article	➤ Vodcast (video recording) <sup>o</sup>
➤ Photostory <sup>o</sup>	➤ Webpage
➤ Podcast (audio recording) <sup>o</sup>	
  - ***For Photostory, Podcast, and Vodcast, the written script needs to be submitted.***
- Follow the criteria on the rubric while putting your presentation together.
- You will be expected to have your project and novel ready to hand in to your Language Arts teacher on the first full day of school.
- **Plagiarism will result in a failing grade.**

Summer Reading – 2012  
Suggested Books – Entering Grade 7  
Theme: Family and Friends



Title	Author
<i>The Best Bad Luck I Ever Had</i>	Kristen Levine
<i>Big Mouth Ugly Girl</i>	Joyce Carol Oates
<i>Shark Girl</i>	Kelly Bingham
<i>Zen and the Art of Faking It</i>	Jordan Sonnenblick
<i>Harry Potter Series</i>	J.K. Rowling
<i>Heat</i>	Mike Lupica
<i>If I Stay</i>	Gail Forman

This is a suggested book list. You may select a different title under the same theme of “Family and Friends.” If selecting a different title (not on this list), please check the book’s reading level with a librarian or a bookstore associate.

## How-To Sheets Entering Grade 7

**ALL HOW-TO SHEETS ARE ALSO ON THE MANVILLE SCHOOL WEBSITE UNDER STUDENT PORTAL**



### Scrapbook

**Novel reflections** should be written neatly on lined paper or computer generated. Elements 2-9 should be written in paragraph form (at least 7 sentences/paragraph). Clearly label sections so that your teacher can easily identify your responses.

#### Elements:

1. Name, date, title, author, publisher, and copyright
2. Summary
3. Theme description
4. Description of one conflict (character vs. character, character vs. self, character vs. nature, character vs. animal, character vs. society)
5. Connections: text-text, text-self, text-world
6. Setting
7. Plot
8. Characterization
9. Recommendation

**Scrapbook reflections** should include 5 or more resources (e.g., newspaper/magazine articles, Internet sources, pamphlets, photographs, short stories, poems, etc.) with a reflection for each resource (these reflections should be written in paragraph form with at least 7 sentences/paragraph).

- This resource is related to my theme because...
- I learned, from this resource, that...
- From this resource, I made a connection to my own life...
- When I read this, it made me feel...
- One new vocabulary word I learned from this resource was...which means...
- If I had the opportunity to thank the author of this resource, would say...
- If I were to make a motion picture from this resource, I would call it..., and would select... to play the lead role.



## Newspaper/magazine layout/article

- To compose a newspaper layout or a magazine layout, follow the directions and requirements for designing a scrapbook. Instead of making your presentation look like a scrapbook, focus on making it look like a newspaper or a magazine.



## PowerPoint

### Step-by-Step Directions for Using PowerPoint

- Go to Manville School Website at <http://manvilleschools.org/manville>
- Click on Student Portal under Quick Links
- Click on Summer Math & Reading
- Click on PowerPoint Resources

**PowerPoint Presentations** should be at least 15 slides in length and include all requirements outlined in the Summer Reading Rubric. Each slide should have a clear purpose with some type of title or heading located at the top of the slide.

**Reflection Slides** should include 5 or more resources with a reflection for each resource (these reflections should appear as one resource per slide and be written in bullet form with at least 5-7 bullets per slide).

- This resource is related to my theme because...
- I learned, from this resource, that...
- From this resource, I made a connection to my own life...
- When I read this, it made me feel...
- One new vocabulary word I learned from this resource was...which means...
- If I had the opportunity to thank the author of this resource, would say...
- If I were to make a motion picture from this resource, I would call it..., and would select... to play the lead role.

**Optional:** To enhance you PowerPoint you may use any of the following:

- Animations (images, slide transitions, sound effects, text/picture transitions)
- Audio/Video links (internet based)
- Additional slides (timelines, graphs, charts)



## **Glogster**

### **Step-by-Step Directions for Using Glogster**


- Go to Manville School Website at <http://manvilleschools.org/manville>
- Click on Student Portal under Quick Links
- Click on Summer Math & Reading
- Click on Additional Technology Resources



## **Podcast (audio recording)**

### **Step-by-Step Directions for Using Podcasts**

- Go to Manville School Website at <http://manvilleschools.org/manville>
- Click on Student Portal under Quick Links
- Click on Summer Math & Reading
- Click on Additional Technology Resources



## **Vodcast (video recording)**

### **Step-by-Step Directions for Using Vodcasts**

- Go to Manville School Website at <http://manvilleschools.org/manville>
- Click on Student Portal under Quick Links
- Click on Summer Math & Reading
- Click on Additional Technology Resources



## Photostory

### **Step-by-Step Directions for Using Photostory**

- Go to Manville School Website at <http://manvilleschools.org/manville>
- Click on Student Portal under Quick Links
- Click on Summer Math & Reading
- Click on Additional Technology Resources

## Summer Reading – Entering 7<sup>th</sup> grade

Tasks	Novice	Apprentice	Practitioner	Expert
<b>Reflections and Additional Resources</b>	<ul style="list-style-type: none"> <li><input type="checkbox"/> Name, date, title, author</li> <li><input type="checkbox"/> Mentions the theme</li> <li><input type="checkbox"/> 1 connections for each novel: text-text, text-self, text-world</li> <li><input type="checkbox"/> Description of 1 conflict (character vs. character, character vs. self, character vs. nature, character vs. animal, or character vs. society)</li> <li><input type="checkbox"/> Setting, plot, characterization</li> <li><input type="checkbox"/> 1-2 additional resources for the theme (not each book)</li> </ul>	<ul style="list-style-type: none"> <li><input type="checkbox"/> Name, date, title, author</li> <li><input type="checkbox"/> Describes the theme in both novels</li> <li><input type="checkbox"/> 2 connections for each novel: text-text, text-self, text-world</li> <li><input type="checkbox"/> Description of 1 conflict (character vs. character, character vs. self, character vs. nature, character vs. animal, or character vs. society)</li> <li><input type="checkbox"/> Setting, plot, characterization</li> <li><input type="checkbox"/> 3-4 additional resources for the theme (not each book)</li> <li><input type="checkbox"/> One or two types of resources are utilized more than once (e.g. 2 poems, 2 articles, etc.)</li> </ul>	<ul style="list-style-type: none"> <li><input type="checkbox"/> Name, date, title, author</li> <li><input type="checkbox"/> Detailed theme description that examines both novels</li> <li><input type="checkbox"/> 3 connections for each novel: text-text, text-self, text-world</li> <li><input type="checkbox"/> Description of 1 conflict (character vs. character, character vs. self, character vs. nature, character vs. animal, or character vs. society)</li> <li><input type="checkbox"/> Setting, plot, characterization</li> <li><input type="checkbox"/> 5 or more additional resources for the theme (not each book)</li> <li><input type="checkbox"/> Each type of resource is different from one another (e.g. 1 poem, 1 article, etc.)</li> </ul>	<p><b>All of Practitioner PLUS</b></p> <ul style="list-style-type: none"> <li><input type="checkbox"/> additional resources are varied in type and/or additional technology</li> </ul>
<b>Organization</b>	<ul style="list-style-type: none"> <li><input type="checkbox"/> Sets up and maintains a clear focus to the required theme</li> <li><input type="checkbox"/> Sections are clearly labeled and organized</li> <li><input type="checkbox"/> Maintains overall neatness</li> <li><input type="checkbox"/> Handwritten</li> </ul>	<ul style="list-style-type: none"> <li><input type="checkbox"/> Sets up and maintains a clear focus to the required theme</li> <li><input type="checkbox"/> Sections are clearly labeled and organized</li> <li><input type="checkbox"/> Maintains overall neatness</li> <li><input type="checkbox"/> Typed or handwritten in blue or black pen</li> </ul>	<ul style="list-style-type: none"> <li><input type="checkbox"/> Sets up and maintains a clear focus to the required theme</li> <li><input type="checkbox"/> Sections are clearly labeled and organized</li> <li><input type="checkbox"/> Maintains overall neatness</li> <li><input type="checkbox"/> Typed</li> </ul>	<p><b>All of Practitioner PLUS</b></p> <ul style="list-style-type: none"> <li><input type="checkbox"/> a reference list/bibliography is composed</li> </ul>
<b>Quality and Creativity of Resources</b>	<ul style="list-style-type: none"> <li><input type="checkbox"/> Develops the theme in an interesting and imaginative way</li> <li><input type="checkbox"/> Incorporates 1-2 graphics/images throughout the project</li> <li><input type="checkbox"/> Resources connect to the theme</li> </ul>	<ul style="list-style-type: none"> <li><input type="checkbox"/> Develops the theme in an interesting and imaginative way</li> <li><input type="checkbox"/> Incorporates 3-4 graphics/images throughout the project</li> <li><input type="checkbox"/> Some resources are reliable, creative, thought provoking and connects to the theme</li> </ul>	<ul style="list-style-type: none"> <li><input type="checkbox"/> Develops the theme in an interesting and imaginative way</li> <li><input type="checkbox"/> Incorporates 5 or more graphics/images throughout the project</li> <li><input type="checkbox"/> All resources are reliable, creative, thought provoking and connects to the theme</li> </ul>	<p><b>All of Practitioner PLUS</b></p> <ul style="list-style-type: none"> <li><input type="checkbox"/> Project and resources exhibit a higher sophisticated style (e.g. use of scholarly articles, personal artistic creations, combination of primary and secondary sources)</li> </ul>
<b>Grammar, Usage, Mechanics, and Spelling</b>	<ul style="list-style-type: none"> <li><input type="checkbox"/> Few spelling, grammar, and punctuation errors</li> <li><input type="checkbox"/> Has a variety of sentence formations</li> <li><input type="checkbox"/> Uses correct sentence construction</li> <li><input type="checkbox"/> Uses correct tense and subject-verb agreement</li> </ul>	<ul style="list-style-type: none"> <li><input type="checkbox"/> Few spelling, grammar, and punctuation errors</li> <li><input type="checkbox"/> Has vivid language, fluidity, and a sense of engagement and voice. Personal tone is evident</li> <li><input type="checkbox"/> Has a variety of sentence formations</li> <li><input type="checkbox"/> Uses correct sentence construction</li> <li><input type="checkbox"/> Uses correct tense and subject-verb agreement</li> </ul>	<ul style="list-style-type: none"> <li><input type="checkbox"/> Few spelling, grammar, and punctuation errors</li> <li><input type="checkbox"/> Has vivid language, fluidity, and a sense of engagement and voice. Personal tone is evident</li> <li><input type="checkbox"/> Has a variety of sentence formations</li> <li><input type="checkbox"/> Uses correct sentence construction</li> <li><input type="checkbox"/> Uses correct tense and subject-verb agreement</li> <li><input type="checkbox"/> Uses language appropriate to the audience</li> </ul>	<p><b>All of Practitioner PLUS</b></p> <ul style="list-style-type: none"> <li><input type="checkbox"/> Reflections and project exhibits a higher sophisticated style                             <ul style="list-style-type: none"> <li>- correct use of thesaurus to increase vocabulary</li> <li>- correct use of varied sentence structures by using semi-colons, etc.</li> </ul> </li> <li><input type="checkbox"/> compositional risks</li> </ul>
<b>Presentation</b>	<ul style="list-style-type: none"> <li><input type="checkbox"/> Error-free in pronunciation</li> <li><input type="checkbox"/> 2-3 minutes in length</li> <li><input type="checkbox"/> Voice is audible</li> <li><input type="checkbox"/> Well organized and planned</li> </ul>	<ul style="list-style-type: none"> <li><input type="checkbox"/> Error-free in pronunciation</li> <li><input type="checkbox"/> 3-4 minutes in length</li> <li><input type="checkbox"/> Maintains eye contact</li> <li><input type="checkbox"/> Voice is audible</li> <li><input type="checkbox"/> Well organized and planned</li> </ul>	<ul style="list-style-type: none"> <li><input type="checkbox"/> Error-free in pronunciation</li> <li><input type="checkbox"/> 4-5 minutes in length</li> <li><input type="checkbox"/> Maintains eye contact</li> <li><input type="checkbox"/> Voice is audible</li> <li><input type="checkbox"/> Well organized and planned</li> </ul>	<p><b>All of Practitioner PLUS</b></p> <ul style="list-style-type: none"> <li><input type="checkbox"/> engages audience by taking questions and presenting additional comments</li> </ul>

