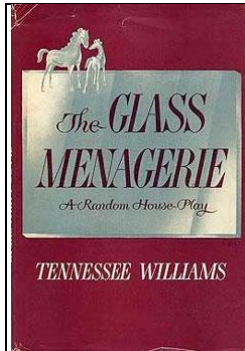



Summer Reading Program – Entering 12th Graders - AP
Theme: Women’s Struggles in Society

Required Reading Book



The Glass Menagerie by Tennessee Williams: By means of a direct monologue to the audience, Tom reports that his father, “falling in love with long distance,” has deserted the family, leaving Tom to care for Laura, a plain sister with a slight limp, and Amanda, the neurotic mother unable to let go of the genteel courting traditions of her Southern upbringing. In one of the most touching scenes in American theater, Tom describes to Laura his exciting night at the magic show, a symbol of all the life experiences Tom is sacrificing to care for his family. Browbeaten by Amanda into bringing home a gentleman caller for Laura, Tom finally confronts Amanda with her illusions and storms from the house, knocking over Laura’s delicate glass menagerie. The unicorn’s horn is broken, and this event, aside from its possible sexual meaning, symbolizes the loss of magic that occurs in the household with Tom’s departure.

AND



MacBeth by William Shakespeare: *Macbeth* captures the timeless nature of the human experience....There is greed for power, murderous evil scheming, and the nobility of the fight for good and evil. The tortuous guilty self-flagellation that Macbeth and Lady Macbeth succumb to is such a base human emotion. Without realizing it they are both lost in the depth of the chasm they willingly stepped into. Those are elements of "a classic" and of course no one questions that Shakespeare's Macbeth, written in 1606, still plays well today.

Additional Reading Book

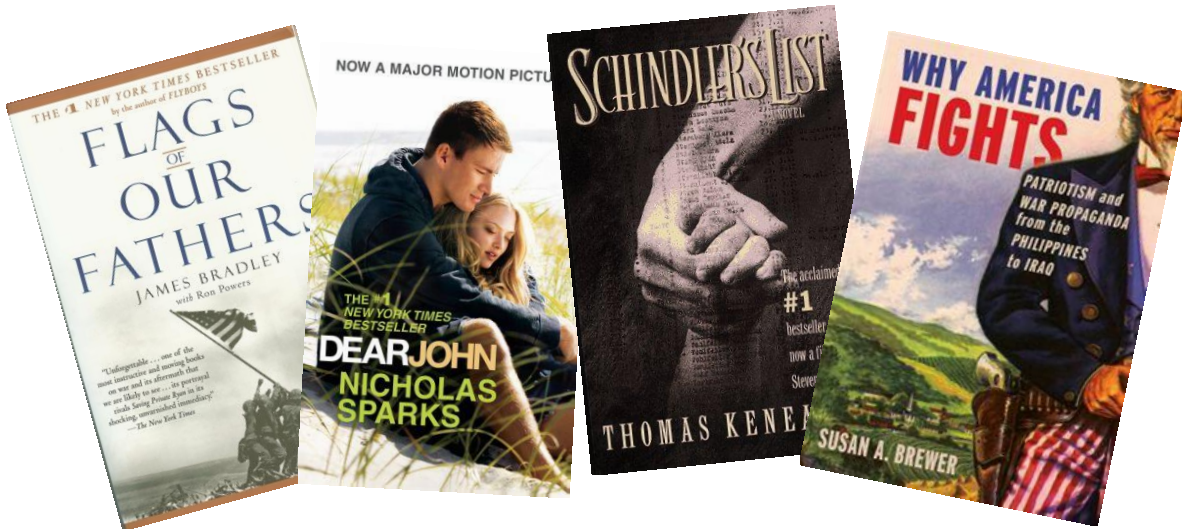
You ***must*** choose a third book under the same theme of “Women’s Struggles in Society.”

Requirements

1. Read all three books: (1) *The Glass Menagerie*, (2) *MacBeth* and (3) your choice book, which is under the same theme “Women’s Struggles in Society.”
2. Reflect in writing on the following items from **each of the books**:
 - at least two emotions from each book, describe what is happening and the characters involved utilizing two quotes from the book. (*Total of six quotes.*)
 - the theme’s importance to the each novel utilizing two quotes from the book. (*Total of six quotes.*)
 - analyze two characters and their importance to the each novel utilizing two quotes from the book. (*Total of six quotes.*)
3. Locate five or more additional and varied resources related to the same theme (e.g. choose an assortment of the following: newspaper/magazine articles, Internet sources, pamphlets, short stories, poems) and explain how each different resource relates to the theme.
4. Locate graphics and images to support novel and theme.

5. Produce **one project** presenting your written reflections (plus quotes) and the additional resources found on the theme of “Women’s Struggles in Society” and how it relates to both books.
- Choose one of the following options to present your findings:
 - Glogster (virtual poster)
 - Magazine Page Layout/Article
 - Newspaper Page Layout/Article
 - Photostory^o
 - Podcast (audio recording)^o
 - PowerPoint
 - Scrapbook
 - Vodcast (video recording)^o
 - Webpage
 - ***For Photostory, Podcast, and Vodcast, the written script needs to be submitted.***
- Follow the criteria on the rubric while putting your presentation together.
 - You will be expected to have your project and novel ready to hand in to your English teacher on the first full day of school.
 - **Plagiarism will result in a failing grade.**

Summer Reading – 2012
Suggested Books – Entering Grade 12 AP
Theme: War and Propaganda



Title	Author
<i>Flags of Our Fathers</i>	James Bradley
<i>Why America Fights: Patriotism and War Propaganda from the Philippines to Iraq</i>	Susan Brewer
<i>Age of Propaganda: The Everyday Use and Abuse of Persuasion</i>	Anthony Pratkanis
<i>Media Control, Second Edition: The Spectacular Achievements of Propaganda</i>	Noam Chomsky
<i>Dear John</i>	Nicholas Sparks
<i>Schindler's List</i>	Thomas Keneally
<i>1984</i>	George Orwell

This is a suggested book list. You may select a different title under the same theme of “War and Propaganda.” If selecting a different title (not on this list), please check the book’s reading level with a librarian or a bookstore associate.

How-To Sheets Entering Grade 12 AP

ALL HOW-TO SHEETS ARE ALSO ON THE MANVILLE SCHOOL WEBSITE UNDER STUDENT PORTAL

****Regardless of the project presentation option you choose, your written component (direction #1 and #2 from the Requirements Sheet) MUST be with your 5 additional resources (e.g., newspaper/magazine articles, Internet sources, pamphlets, photographs, short stories, poems, etc.)****

****You are only creating ONE PROJECT that reflects the written portion for the required novel(s) and your choice novel AND your 5 additional resources****



Scrapbook

Written Component (from #1 and #2 on the Requirements Sheet) should be neatly handwritten or typed and included with your additional resources

Scrapbook reflections should include 5 or more resources (e.g., newspaper/magazine articles, Internet sources, pamphlets, photographs, short stories, poems, etc.) **with a reflection on how each resource relates to the theme of your required book(s) and choice book (these reflections should be written in paragraph form with at least 7 sentences/1 paragraph).**



Newspaper/magazine layout/article

- To compose a newspaper layout or a magazine layout, follow the directions and requirements for designing a scrapbook. Instead of making your presentation look like a scrapbook; focus on making it look like a newspaper or a magazine.

Written Component (from #1 and #2 on the Requirements Sheet) should be neatly handwritten or typed and included with your additional resources

News paper/magazine reflections should include 5 or more resources (e.g., newspaper/magazine articles, Internet sources, pamphlets, photographs, short stories, poems, etc.) **with a reflection on how each resource relates to the theme of your required book(s) and choice book (these reflections should be written in paragraph form with at least 7 sentences/1 paragraph).**



PowerPoint

Step-by-Step Directions for Using PowerPoint

- Go to Manville School Website at" <http://manvilleschools.org/manville>
- Click on Student Portal under Quick Links
- Click on Summer Math & Reading
- Click on PowerPoint Resources

Written Component (from #1 and #2 on the Requirements Sheet) should be neatly handwritten or typed and included with your additional resources

PowerPoint Presentations should be at least 20 slides in length and include all requirements outlined in the Summer Reading Rubric. Each slide should have a clear purpose with some type of title or heading located at the top of the slide.

Reflection Slides should include 5 or more resources (e.g., newspaper/magazine articles, Internet sources, pamphlets, photographs, short stories, poems, etc.) **with a reflection on how each resource relates to the theme of your required book(s) and choice book (these reflections should be written in paragraph form with at least 7 sentences/1 paragraph).**

Optional: To enhance you PowerPoint you may use any of the following:

- Animations (images, slide transitions, sound effects, text/picture transitions)
- Audio/Video links (internet based)
- Additional slides (timelines, graphs, charts)



Glogster

Written Component (from #1 and #2 on the Requirements Sheet) should be neatly handwritten or typed and included with your additional resources.

Step-by-Step Directions for Using Glogster

- Go to Manville School Website at <http://manvilleschools.org/manville>
- Click on Student Portal under Quick Links
- Click on Summer Math & Reading
- Click on Additional Technology Resources

Glogster reflections should include 5 or more resources (e.g., newspaper/magazine articles, Internet sources, pamphlets, photographs, short stories, poems, etc.) **with a reflection on how each resource relates to the theme of your required book(s) and choice book (these reflections should be written in paragraph form with at least 7 sentences/1 paragraph).**



Podcast (audio recording)

Written Component (from #1 and #2 on the Requirements Sheet) should be neatly handwritten or typed and included with your additional resources

Podcast reflections should include 5 or more resources (e.g., newspaper/magazine articles, Internet sources, pamphlets, photographs, short stories, poems, etc.) **with a reflection on how each resource relates to the theme of your required book(s) and choice book (these reflections should be read aloud on the Podcast with at least 7 sentences/1 paragraph).**

Step-by-Step Directions for Using Podcasts

- Go to Manville School Website at" <http://manvilleschools.org/manville>
- Click on Student Portal under Quick Links
- Click on Summer Math & Reading
- Click on Additional Technology Resources



Vodcast (video recording)

Written Component (from #1 and #2 on the Requirements Sheet) should be neatly handwritten or typed and included with your additional resources

Vodcast reflections should include 5 or more resources (e.g., newspaper/magazine articles, Internet sources, pamphlets, photographs, short stories, poems, etc.) **with a reflection on how each resource relates to the theme of your required book(s) and choice book (these reflections should be read aloud in the Vodcast in paragraph form with at least 7 sentences/1 paragraph).**

Step-by-Step Directions for Using Vodcasts

- Go to Manville School Website at" <http://manvilleschools.org/manville>
- Click on Student Portal under Quick Links
- Click on Summer Math & Reading
- Click on Additional Technology Resources



Photostory

Written Component (from #1 and #2 on the Requirements Sheet) should be neatly handwritten or typed and included with your additional resources

Photostory reflections should include 5 or more resources (e.g., newspaper/magazine articles, Internet sources, pamphlets, photographs, short stories, poems, etc.) **with a reflection on how each resource relates to the theme of your required book(s) and choice book (these reflections should be written in paragraph form within the Photostory with at least 7 sentences/1 paragraph).**

Step-by-Step Directions for Using Photostory

- Go to Manville School Website at" <http://manvilleschools.org/manville>
- Click on Student Portal under Quick Links
- Click on Summer Math & Reading
- Click on Additional Technology Resources

Summer Reading – Entering 12th Grade AP

Tasks	Novice	Apprentice	Practitioner	Expert
Reflections and Additional Resources	<input type="checkbox"/> Name, date, title, author <input type="checkbox"/> At least one emotion from each book, describe what is happening and the characters involved utilizing 0-3 quotes from each book. <input type="checkbox"/> The theme's importance to the each novel utilizing 0-3 quotes from each book. <input type="checkbox"/> Analyze one characters and their importance to the each novel utilizing 0-3 quotes from the book. <input type="checkbox"/> 1-2 additional resources for the theme (not each book)	<input type="checkbox"/> Name, date, title, author <input type="checkbox"/> At least two emotions from each book, describe what is happening and the characters involved utilizing 4-5 quotes from each book. <input type="checkbox"/> The theme's importance to the each novel utilizing 4-5 quotes from each book. <input type="checkbox"/> Analyze two characters and their importance to the each novel utilizing 4-5 quotes from the book. <input type="checkbox"/> 3-4 additional resources for the theme (not each book) <input type="checkbox"/> One or two types of resources are utilized more than once (e.g. 2 poems, 2 articles, etc.)	<input type="checkbox"/> Name, date, title, author <input type="checkbox"/> At least two emotions from each book, describe what is happening and the characters involved utilizing two quotes from each book. (<i>Total of six quotes.</i>) <input type="checkbox"/> The theme's importance to the each novel utilizing two quotes from each book. (<i>Total of six quotes.</i>) <input type="checkbox"/> Analyze two characters and their importance to the each novel utilizing two quotes from the book. (<i>Total of six quotes.</i>) <input type="checkbox"/> 5 or more additional resources for the theme (not each book) <input type="checkbox"/> Each type of resource is different from one another (e.g. 1 poem, 1 article, etc.)	All of Practitioner <i>PLUS</i> <input type="checkbox"/> additional resources are varied in type and/or additional technology
Organization and Utilization of Resources	<input type="checkbox"/> Reflections and additional resources are clearly labeled <input type="checkbox"/> Uses resources <input type="checkbox"/> Maintains overall neatness <input type="checkbox"/> Handwritten	<input type="checkbox"/> Sets up and maintains reflections with a focus to the required theme <input type="checkbox"/> Reflections and additional resources are clearly labeled <input type="checkbox"/> Reference all of their resources <input type="checkbox"/> Maintains overall neatness <input type="checkbox"/> Typed or handwritten in blue or black pen	<input type="checkbox"/> Sets up and maintains reflections with a clear focus to the required theme <input type="checkbox"/> Reflections and additional resources are clearly labeled <input type="checkbox"/> Reference all of their resources using APA <input type="checkbox"/> Has a reference list using APA <input type="checkbox"/> Maintains overall neatness <input type="checkbox"/> Typed	All of Practitioner <i>PLUS</i> <input type="checkbox"/> Gives credit to resources within the reflections and project
Quality and Creativity of Resources	<input type="checkbox"/> Develops the theme in an interesting and imaginative way <input type="checkbox"/> Incorporates 1-2 graphics/images throughout the project <input type="checkbox"/> Resources connect to the theme	<input type="checkbox"/> Develops the theme in an interesting and imaginative way <input type="checkbox"/> Incorporates 3-4 graphics/images throughout the project <input type="checkbox"/> Some resources are reliable, creative, thought provoking and connects to the theme	<input type="checkbox"/> Develops the theme in an interesting and imaginative way <input type="checkbox"/> Incorporates 5 or more graphics/images throughout the project <input type="checkbox"/> All resources are reliable, creative, thought provoking and connects to the theme	All of Practitioner <i>PLUS</i> <input type="checkbox"/> Project and resources exhibit a higher sophisticated style (e.g. use of scholarly articles, personal artistic creations, combination of primary and secondary sources)
Grammar, Usage, Mechanics, and Spelling	<input type="checkbox"/> Few spelling, grammar, and punctuation errors <input type="checkbox"/> Has a variety of sentence formations <input type="checkbox"/> Uses correct sentence construction <input type="checkbox"/> Uses correct tense and subject-verb agreement	<input type="checkbox"/> Few spelling, grammar, and punctuation errors <input type="checkbox"/> Has vivid language, fluidity, and a sense of engagement and voice. Personal tone is evident <input type="checkbox"/> Has a variety of sentence formations <input type="checkbox"/> Uses correct sentence construction <input type="checkbox"/> Uses correct tense and subject-verb agreement	<input type="checkbox"/> Few spelling, grammar, and punctuation errors <input type="checkbox"/> Has vivid language, fluidity, and a sense of engagement and voice. Personal tone is evident <input type="checkbox"/> Has a variety of sentence formations <input type="checkbox"/> Uses correct sentence construction <input type="checkbox"/> Uses correct tense and subject-verb agreement <input type="checkbox"/> Uses language appropriate to the audience	All of Practitioner <i>PLUS</i> <input type="checkbox"/> Reflections and project exhibits a higher sophisticated style <ul style="list-style-type: none"> - correct use of thesaurus to increase vocabulary - correct use of varied sentence structures by using semi-colons, etc. <input type="checkbox"/> compositional risks
Presentation	<input type="checkbox"/> Error-free in pronunciation <input type="checkbox"/> 2-3 minutes in length <input type="checkbox"/> Voice is audible <input type="checkbox"/> Well organized and planned	<input type="checkbox"/> Error-free in pronunciation <input type="checkbox"/> 4-5 minutes in length <input type="checkbox"/> Maintains eye contact <input type="checkbox"/> Voice is audible <input type="checkbox"/> Well organized and planned	<input type="checkbox"/> Error-free in pronunciation <input type="checkbox"/> 6-8 minutes in length <input type="checkbox"/> Maintains eye contact <input type="checkbox"/> Voice is audible <input type="checkbox"/> Well organized and planned	All of Practitioner <i>PLUS</i> <input type="checkbox"/> engages audience by taking questions and presenting additional comments