


## Summer Reading Program – Entering 11<sup>th</sup> Graders (Honors)

Theme: American Dream

### Required Reading Book




**The Secret Life of Bees** by Sue Monk Kidd: *The Secret Life of Bees* is the story of Lily Owens, a girl who has shaped her life around one devastating memory—the afternoon her mother was killed, when Lily was four. Besides her harsh and unyielding father, Lily’s only real companion is Rosaleen, a tender, but fierce-hearted black woman who cooks, cleans and acts as her "stand-in mother."

Set in 1964 in South Carolina, a place and time of seething racial divides, violence explodes one summer afternoon, and Rosaleen is arrested and beaten. Lily is desperate; not only to save Rosaleen, but to flee from a life she can no longer endure.

They are taken in by three black, bee-keeping sisters and Lily is consumed by their secret world of bees and honey, and of the Black Madonna who presides over this household of strong, wise women. Lily’s journey is one of painful secrets and shattering betrayals but that ultimately helps her find the thing her heart longs for most.

**AND**



**The Grapes of Wrath** by John Steinbeck: In John Steinbeck's *The Grapes of Wrath*, Tom Joad and his family are forced from their farm in the Depression-era Oklahoma Dust Bowl and set out for California along with thousands of others in search of jobs, land, and hope for a brighter future. Considered John Steinbeck's masterpiece, *The Grapes of Wrath* is a story of human unity and love as well as the need for cooperative rather than individualistic ideals during hard times.

### Additional Reading Book


You **must** choose a third book under the same theme of “American Dream.”

### Requirements

1. Read all three books: (1) *The Secret Life of Bees*, (2) *The Grapes of Wrath* and (3) your choice book, which is under the same theme.
2. Reflect in writing on the following items from **each of the books**:
  - at least two emotions from each book, describe what is happening and the characters involved utilizing two quotes from the book. (*Total of six quotes.*)
  - the theme’s importance to the each novel utilizing two quotes from the book. (*Total of six quotes.*)
  - analyze two characters and their importance to the each novel utilizing two quotes from the book. (*Total of six quotes.*)
3. Locate five or more additional and varied resources related to the same theme (e.g. choose an assortment of the following: newspaper/magazine articles, Internet sources, pamphlets, short stories, poems) and explain how each different resource relates to the theme.
4. Locate graphics and images to support novel and theme.

5. Produce **one project** presenting your written reflections (plus quotes) and the additional resources found on the theme of “American Dream” and how it relates to both books.
- Choose one of the following options to present your findings:
    - Glogster (virtual poster)
    - Magazine Page Layout/Article
    - Newspaper Page Layout/Article
    - Photostory<sup>o</sup>
    - Podcast (audio recording)<sup>o</sup>
    - PowerPoint
    - Scrapbook
    - Vodcast (video recording)<sup>o</sup>
    - Webpage
  - ***For Photostory, Podcast, and Vodcast, the written script needs to be submitted.***
- Follow the criteria on the rubric while putting your presentation together.
  - You will be expected to have your project and novel ready to hand in to your English teacher on the first full day of school.
  - **Plagiarism will result in a failing grade.**

Summer Reading – 2012  
Suggested Books – Entering Grade 11 Honors  
Theme: American Dream



Title	Author
<i>The Glass Castle</i>	Jeannette Walls
<i>The Lost Lecture</i>	Randy Pausch
<i>Jeremy Fink and the Meaning of Life</i>	Wendy Mass
<i>Climb from the Cellar</i>	Wayne Lobdell
<i>Next Exit, Maple Valley</i>	Larry L. Evans
<i>Brothers Torres</i>	Coert Voorhee
<i>Into the Wind: Part One (American Dreams)</i>	Jean Ferris
<i>The First Part Last</i>	Angela Johnson
<i>Cloaked</i>	Alex Finn
<i>The Peach Keeper</i>	Sarah Addison Allen
<i>The Girl who Chased the Moon</i>	Sarah Addison Allen

This is a suggested book list. You may select a different title under the same theme of “American Dream.” If selecting a different title (not on this list), please check the book’s reading level with a librarian or a bookstore associate.

## How-To Sheets Entering Grade 11 Honors

**ALL HOW-TO SHEETS ARE ALSO ON THE MANVILLE SCHOOL WEBSITE UNDER STUDENT PORTAL**

**\*\*Regardless of the project presentation option you choose, your written component (direction #1 and #2 from the Requirements Sheet) MUST be with your 5 additional resources (e.g., newspaper/magazine articles, Internet sources, pamphlets, photographs, short stories, poems, etc.)\*\***

**\*\*You are only creating ONE PROJECT that reflects the written portion for the required novel(s) and your choice novel AND your 5 additional resources\*\***



### Scrapbook

**Written Component** (from #1 and #2 on the Requirements Sheet) should be neatly handwritten or typed and included with your additional resources

**Scrapbook reflections** should include 5 or more resources (e.g., newspaper/magazine articles, Internet sources, pamphlets, photographs, short stories, poems, etc.) **with a reflection on how each resource relates to the theme of your required book(s) and choice book (these reflections should be written in paragraph form with at least 7 sentences/1 paragraph).**



### Newspaper/magazine layout/article

- To compose a newspaper layout or a magazine layout, follow the directions and requirements for designing a scrapbook. Instead of making your presentation look like a scrapbook; focus on making it look like a newspaper or a magazine.

**Written Component** (from #1 and #2 on the Requirements Sheet) should be neatly handwritten or typed and included with your additional resources

**News paper/magazine reflections** should include 5 or more resources (e.g., newspaper/magazine articles, Internet sources, pamphlets, photographs, short stories, poems, etc.) **with a reflection on how each resource relates to the theme of your required book(s) and choice book (these reflections should be written in paragraph form with at least 7 sentences/1 paragraph).**



## PowerPoint

### Step-by-Step Directions for Using PowerPoint

- Go to Manville School Website at "<http://manvilleschools.org/manville>
- Click on Student Portal under Quick Links
- Click on Summer Math & Reading
- Click on PowerPoint Resources

**Written Component** (from #1 and #2 on the Requirements Sheet) should be neatly handwritten or typed and included with your additional resources

**PowerPoint Presentations** should be at least 20 slides in length and include all requirements outlined in the Summer Reading Rubric. Each slide should have a clear purpose with some type of title or heading located at the top of the slide.

**Reflection Slides** should include 5 or more resources (e.g., newspaper/magazine articles, Internet sources, pamphlets, photographs, short stories, poems, etc.) **with a reflection on how each resource relates to the theme of your required book(s) and choice book (these reflections should be written in paragraph form with at least 7 sentences/1 paragraph).**

**Optional:** To enhance your PowerPoint you may use any of the following:

- Animations (images, slide transitions, sound effects, text/picture transitions)
- Audio/Video links (internet based)
- Additional slides (timelines, graphs, charts)



## **Glogster**

**Written Component** (from #1 and #2 on the Requirements Sheet) should be neatly handwritten or typed and included with your additional resources.

### **Step-by-Step Directions for Using Glogster**

- Go to Manville School Website at <http://manvilleschools.org/manville>
- Click on Student Portal under Quick Links
- Click on Summer Math & Reading
- Click on Additional Technology Resources

**Glogster reflections** should include 5 or more resources (e.g., newspaper/magazine articles, Internet sources, pamphlets, photographs, short stories, poems, etc.) **with a reflection on how each resource relates to the theme of your required book(s) and choice book (these reflections should be written in paragraph form with at least 7 sentences/1 paragraph).**



## **Podcast (audio recording)**

**Written Component** (from #1 and #2 on the Requirements Sheet) should be neatly handwritten or typed and included with your additional resources

**Podcast reflections** should include 5 or more resources (e.g., newspaper/magazine articles, Internet sources, pamphlets, photographs, short stories, poems, etc.) **with a reflection on how each resource relates to the theme of your required book(s) and choice book (these reflections should be read aloud on the Podcast with at least 7 sentences/1 paragraph).**

### **Step-by-Step Directions for Using Podcasts**

- Go to Manville School Website at" <http://manvilleschools.org/manville>
- Click on Student Portal under Quick Links
- Click on Summer Math & Reading
- Click on Additional Technology Resources



## **Vodcast (video recording)**

**Written Component** (from #1 and #2 on the Requirements Sheet) should be neatly handwritten or typed and included with your additional resources

**Vodcast reflections** should include 5 or more resources (e.g., newspaper/magazine articles, Internet sources, pamphlets, photographs, short stories, poems, etc.) **with a reflection on how each resource relates to the theme of your required book(s) and choice book (these reflections should be read aloud in the Vodcast in paragraph form with at least 7 sentences/1 paragraph).**

### **Step-by-Step Directions for Using Vodcasts**

- Go to Manville School Website at "<http://manvilleschools.org/manville>
- Click on Student Portal under Quick Links
- Click on Summer Math & Reading
- Click on Additional Technology Resources



## **Photostory**

**Written Component** (from #1 and #2 on the Requirements Sheet) should be neatly handwritten or typed and included with your additional resources

**Photostory reflections** should include 5 or more resources (e.g., newspaper/magazine articles, Internet sources, pamphlets, photographs, short stories, poems, etc.) **with a reflection on how each resource relates to the theme of your required book(s) and choice book (these reflections should be written in paragraph form within the Photostory with at least 7 sentences/1 paragraph).**

### **Step-by-Step Directions for Using Photostory**

- Go to Manville School Website at "<http://manvilleschools.org/manville>
- Click on Student Portal under Quick Links
- Click on Summer Math & Reading
- Click on Additional Technology Resources

## Summer Reading – Entering 11<sup>th</sup> Grade Honors

Tasks	Novice	Apprentice	Practitioner	Expert
<b>Reflections and Additional Resources</b>	<ul style="list-style-type: none"> <li><input type="checkbox"/> Name, date, title, author</li> <li><input type="checkbox"/> At least one emotion from each book, describe what is happening and the characters involved utilizing 0-3 quotes from each book.</li> <li><input type="checkbox"/> The theme's importance to the each novel utilizing 0-3 quotes from each book.</li> <li><input type="checkbox"/> Analyze one characters and their importance to the each novel utilizing 0-3 quotes from the book.</li> <li><input type="checkbox"/> 1-2 additional resources for the theme (not each book)</li> </ul>	<ul style="list-style-type: none"> <li><input type="checkbox"/> Name, date, title, author</li> <li><input type="checkbox"/> At least two emotions from each book, describe what is happening and the characters involved utilizing 4-5 quotes from each book.</li> <li><input type="checkbox"/> The theme's importance to the each novel utilizing 4-5 quotes from each book.</li> <li><input type="checkbox"/> Analyze two characters and their importance to the each novel utilizing 4-5 quotes from the book.</li> <li><input type="checkbox"/> 3-4 additional resources for the theme (not each book)</li> <li><input type="checkbox"/> One or two types of resources are utilized more than once (e.g. 2 poems, 2 articles, etc.)</li> </ul>	<ul style="list-style-type: none"> <li><input type="checkbox"/> Name, date, title, author</li> <li><input type="checkbox"/> At least two emotions from each book, describe what is happening and the characters involved utilizing two quotes from each book. <i>(Total of six quotes.)</i></li> <li><input type="checkbox"/> The theme's importance to the each novel utilizing two quotes from each book. <i>(Total of six quotes.)</i></li> <li><input type="checkbox"/> Analyze two characters and their importance to the each novel utilizing two quotes from the book. <i>(Total of six quotes.)</i></li> <li><input type="checkbox"/> 5 or more additional resources for the theme (not each book)</li> <li><input type="checkbox"/> Each type of resource is different from one another (e.g. 1 poem, 1 article, etc.)</li> </ul>	<p><b>All of Practitioner PLUS</b></p> <ul style="list-style-type: none"> <li><input type="checkbox"/> additional resources are varied in type and/or additional technology</li> </ul>
<b>Organization and Utilization of Resources</b>	<ul style="list-style-type: none"> <li><input type="checkbox"/> Reflections and additional resources are clearly labeled</li> <li><input type="checkbox"/> Uses resources</li> <li><input type="checkbox"/> Maintains overall neatness</li> <li><input type="checkbox"/> Handwritten</li> </ul>	<ul style="list-style-type: none"> <li><input type="checkbox"/> Sets up and maintains reflections with a focus to the required theme</li> <li><input type="checkbox"/> Reflections and additional resources are clearly labeled</li> <li><input type="checkbox"/> Reference all of their resources</li> <li><input type="checkbox"/> Maintains overall neatness</li> <li><input type="checkbox"/> Typed or handwritten in blue or black pen</li> </ul>	<ul style="list-style-type: none"> <li><input type="checkbox"/> Sets up and maintains reflections with a clear focus to the required theme</li> <li><input type="checkbox"/> Reflections and additional resources are clearly labeled</li> <li><input type="checkbox"/> Reference all of their resources using APA</li> <li><input type="checkbox"/> Has a reference list using APA</li> <li><input type="checkbox"/> Maintains overall neatness</li> <li><input type="checkbox"/> Typed</li> </ul>	<p><b>All of Practitioner PLUS</b></p> <ul style="list-style-type: none"> <li><input type="checkbox"/> Gives credit to resources within the reflections and project</li> </ul>
<b>Quality and Creativity of Resources</b>	<ul style="list-style-type: none"> <li><input type="checkbox"/> Develops the theme in an interesting and imaginative way</li> <li><input type="checkbox"/> Incorporates 1-2 graphics/images throughout the project</li> <li><input type="checkbox"/> Resources connect to the theme</li> </ul>	<ul style="list-style-type: none"> <li><input type="checkbox"/> Develops the theme in an interesting and imaginative way</li> <li><input type="checkbox"/> Incorporates 3-4 graphics/images throughout the project</li> <li><input type="checkbox"/> Some resources are reliable, creative, thought provoking and connects to the theme</li> </ul>	<ul style="list-style-type: none"> <li><input type="checkbox"/> Develops the theme in an interesting and imaginative way</li> <li><input type="checkbox"/> Incorporates 5 or more graphics/images throughout the project</li> <li><input type="checkbox"/> All resources are reliable, creative, thought provoking and connects to the theme</li> </ul>	<p><b>All of Practitioner PLUS</b></p> <ul style="list-style-type: none"> <li><input type="checkbox"/> Project and resources exhibit a higher sophisticated style (e.g. use of scholarly articles, personal artistic creations, combination of primary and secondary sources)</li> </ul>
<b>Grammar, Usage, Mechanics, and Spelling</b>	<ul style="list-style-type: none"> <li><input type="checkbox"/> Few spelling, grammar, and punctuation errors</li> <li><input type="checkbox"/> Has a variety of sentence formations</li> <li><input type="checkbox"/> Uses correct sentence construction</li> <li><input type="checkbox"/> Uses correct tense and subject-verb agreement</li> </ul>	<ul style="list-style-type: none"> <li><input type="checkbox"/> Few spelling, grammar, and punctuation errors</li> <li><input type="checkbox"/> Has vivid language, fluidity, and a sense of engagement and voice. Personal tone is evident</li> <li><input type="checkbox"/> Has a variety of sentence formations</li> <li><input type="checkbox"/> Uses correct sentence construction</li> <li><input type="checkbox"/> Uses correct tense and subject-verb agreement</li> </ul>	<ul style="list-style-type: none"> <li><input type="checkbox"/> Few spelling, grammar, and punctuation errors</li> <li><input type="checkbox"/> Has vivid language, fluidity, and a sense of engagement and voice. Personal tone is evident</li> <li><input type="checkbox"/> Has a variety of sentence formations</li> <li><input type="checkbox"/> Uses correct sentence construction</li> <li><input type="checkbox"/> Uses correct tense and subject-verb agreement</li> <li><input type="checkbox"/> Uses language appropriate to the audience</li> </ul>	<p><b>All of Practitioner PLUS</b></p> <ul style="list-style-type: none"> <li><input type="checkbox"/> Reflections and project exhibits a higher sophisticated style                             <ul style="list-style-type: none"> <li>- correct use of thesaurus to increase vocabulary</li> <li>- correct use of varied sentence structures by using semi-colons, etc.</li> </ul> </li> <li><input type="checkbox"/> compositional risks</li> </ul>
<b>Presentation</b>	<ul style="list-style-type: none"> <li><input type="checkbox"/> Error-free in pronunciation</li> <li><input type="checkbox"/> 2-3 minutes in length</li> <li><input type="checkbox"/> Voice is audible</li> <li><input type="checkbox"/> Well organized and planned</li> </ul>	<ul style="list-style-type: none"> <li><input type="checkbox"/> Error-free in pronunciation</li> <li><input type="checkbox"/> 4-5 minutes in length</li> <li><input type="checkbox"/> Maintains eye contact</li> <li><input type="checkbox"/> Voice is audible</li> <li><input type="checkbox"/> Well organized and planned</li> </ul>	<ul style="list-style-type: none"> <li><input type="checkbox"/> Error-free in pronunciation</li> <li><input type="checkbox"/> 6-8 minutes in length</li> <li><input type="checkbox"/> Maintains eye contact</li> <li><input type="checkbox"/> Voice is audible</li> <li><input type="checkbox"/> Well organized and planned</li> </ul>	<p><b>All of Practitioner PLUS</b></p> <ul style="list-style-type: none"> <li><input type="checkbox"/> engages audience by taking questions and presenting additional comments</li> </ul>



